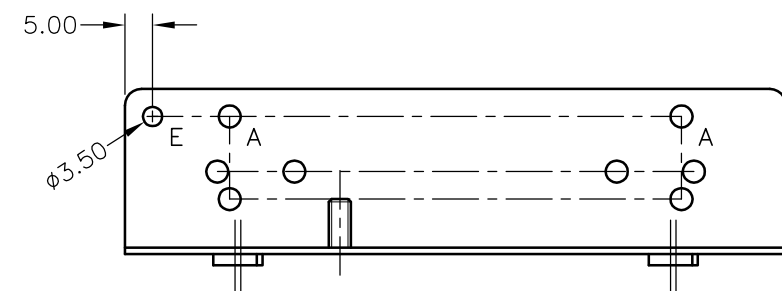
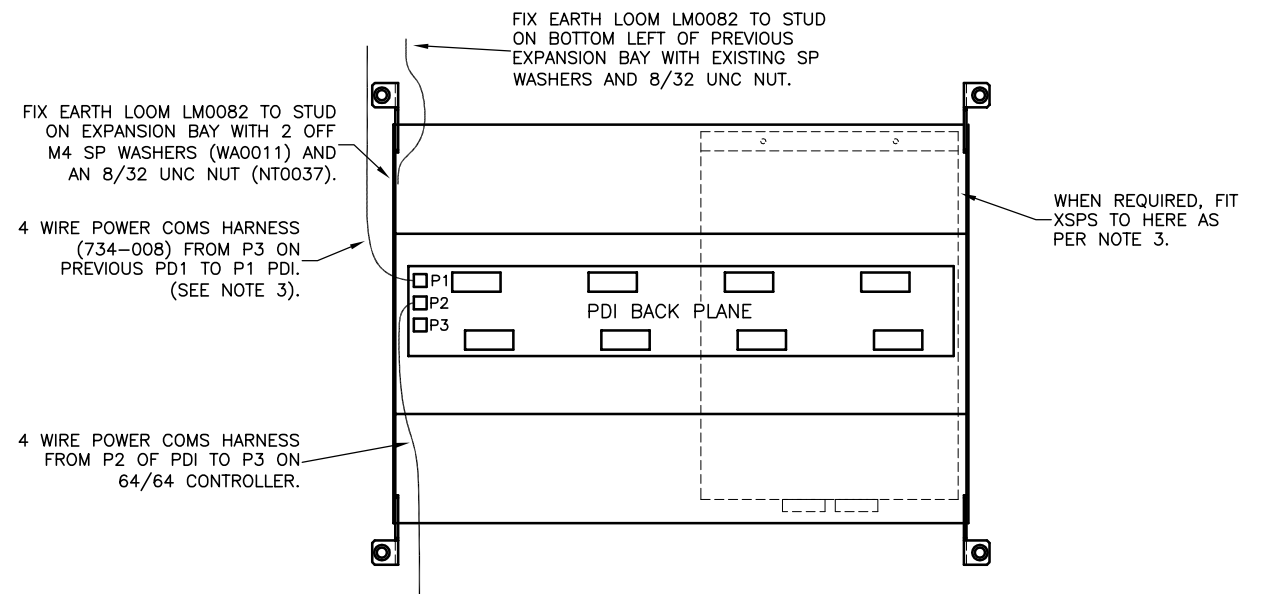


EXPANSION BAY ASSEMBLY DETAILS  
EXPLODED SIDE ELEVATION



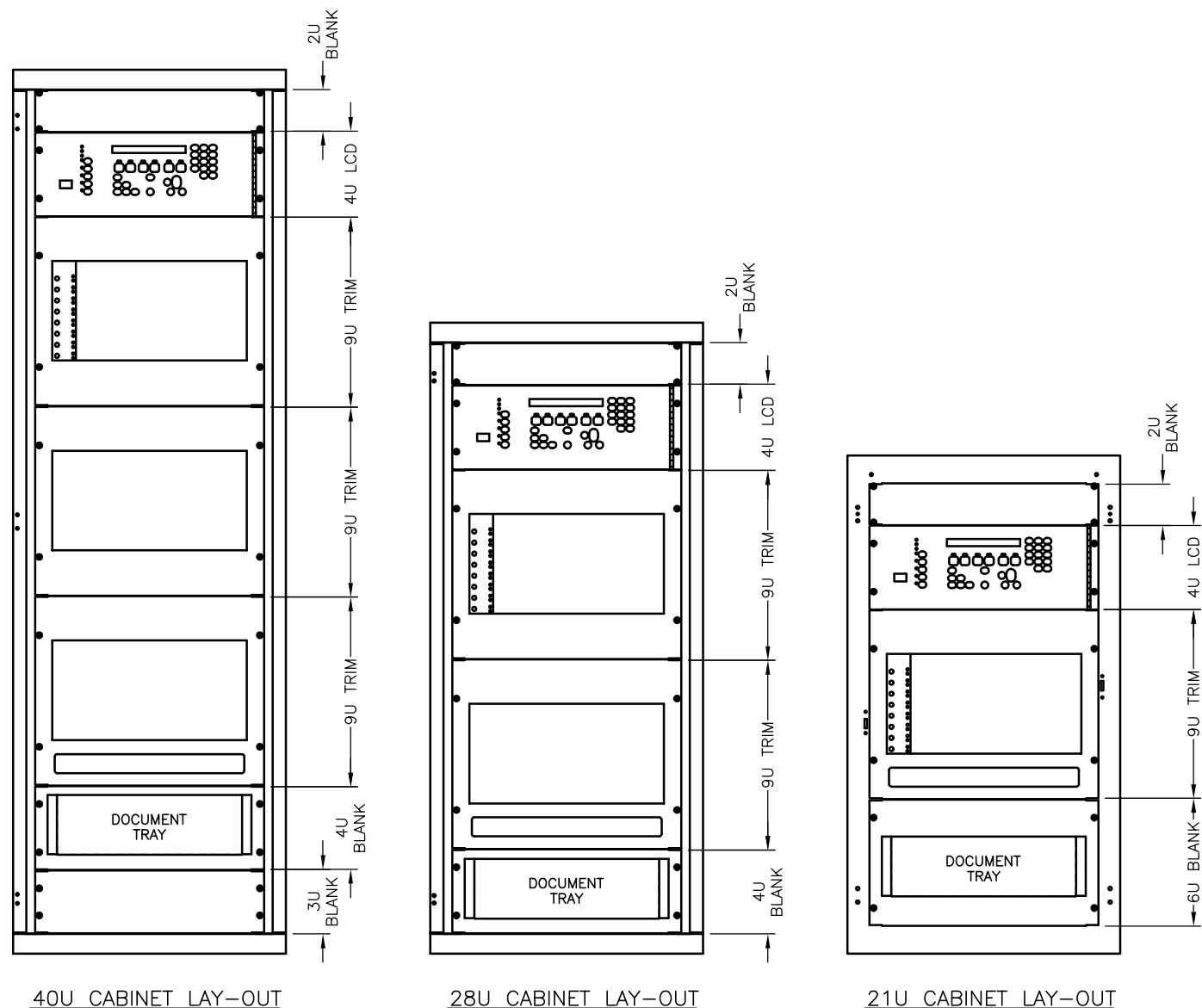
MAINS BRACKET

NOTES:

- REFER TO DRAWING 1976-136 FOR USER I/F ASSEMBLY DETAILS.
- BATTERY LEADS ARE LM0310 FOR 18U, 21U CABINETS AND LM0311 FOR 28U AND 40U CABINETS.
- IN AN EXPANSION CABINET AN XSPS CAN BE FITTED TO A MAINS PSU BRACKET USING KT0453. IF AN EXPANSION XSPS (KT0447) IS TO BE FITTED TO A BAY, THE COMMS IS STILL CARRIED FROM THE PREVIOUS BAY BY THE 4 WIRE HARNESS, BUT THE JUMPERS (P4, P5) ON THE PDI ARE FITTED TO THE RHS SO THE POWER COMES FROM THE EXPANSION SPS. CLIP THE 2 FEET OF THE XSPS INTO THE SLOTS ON THE BAY, PLUG IT ONTO THE PDI AND ATTACH WITH 2 OFF 6/32 X 1/4 SCREWS (SC0166) AND SP WASHERS. A 64/64 CONTROLLER CANNOT MOUNT IN FRONT OF AN XSPS. FIT THE XSPS TO THE FAR RHS (USES 4 CARD SLOTS).

FIT SWITCH BRACKET FA2206 TO BOTTOM SIDE OF BAY USING HOLES A AND BOTTOM BACK OF BAY USING HOLE E WITH 6/32 UNC SCREWS AND NUTS. SEE DETAIL OF BRACKET. USE FA2206 AS TEMPLATE TO DRILL HOLES IN BAY. MOUNT SW0158 TO BRACKET. EARTH SW0157 TO BAY WITH LM0082.

- A SECOND 64/64 CONTROLLER BD (4100-1289) CAN BE MOUNTED TO AN EXISTING CONTROLLER BRKT (4100-1288). JOIN WITH 4 WIRE POWER COMMS HARNESS PROVIDED WITH THE PART. A LONG FRC COMES WITH 4100-1289. FOLD IT TWICE UNDER THE BRACKET SO THAT IT COMES OUT THROUGH THE GAP AT THE SIDE, TOP PROVIDED FOR THE FRCs.



CONFIDENTIAL: THIS DOCUMENT MUST NOT BE COPIED NOR THE CONTENTS PASSED ON TO ANY THIRD PARTY WITHOUT THE CONSENT OF THE COMPANY. UNLESS OTHERWISE STATED: ALL DIMENSIONS IN MILLIMETRES. DO NOT SCALE. TOLERANCES ARE TO BE: 1 DECIMAL PLACE  $\pm 0.5$ , 2 DECIMAL PLACES  $\pm 0.3$ , 3 DECIMAL PLACES  $\pm 0.1$

3rd ANGLE PROJECTION

ISS/REV	AMENDMENTS	ECO	DRN	CHKD	AUTH	APVD	DATE
A	ORIGINAL	-	KJS	DG	LSC	DP	29-4-04

tyco Safety Products

TYCO SAFETY PRODUCTS  
211 MACES RD PH: +64 3 3895096  
P.O. BOX 19545 FAX: +64 3 3895938  
CHRISTCHURCH, NEW ZEALAND

19" RACK MTG 4100U  
UNIT, 21U, 28U AND 40U  
MECHANICAL ASSEMBLY

DRAWING No: 1976-137 SHEET 1 of 1

A1 ISS/REV A PART No: SZxxxx